

*Coleman-Mach*  
An AIRXCEL Brand

**AIR CONDITIONERS**

**HEAT PUMPS**

**CEILING ASSEMBLIES**

**THERMOSTATS**

**ACCESSORIES**

**YOUR ADVENTURE  
STARTS HERE!**



*Coleman-Mach*  
An AIRXCEL Brand

**RAISED in the HEARTLAND.  
BORN for the ROAD!**

# CLIMATE CONTROL SOLUTIONS

The brand you turn to for quality ACs, Heat Pumps, Thermostats and accessories for RVs, boats, off-road vehicles and specialty applications.

When the heat hits, Coleman-Mach keeps you cool — and your shirt dry too. When temps drop, enjoy a little extra warmth with built-in heat options. And when allergy season rolls in? Breathe easy with air purification and replaceable filters.

Whether you want it all now or prefer to add upgrades later, Coleman-Mach makes it easy to create your perfect climate. Cool it. Heat it. Clean it. Control it — and *keep your cool on the road*.

## AIR CONDITIONERS and HEAT PUMPS

### SIGNATURE SERIES:

The classic line-up of Coleman-Mach air conditioners and heat pumps.

### THE QUIET SERIES:

Our tests show, this series has some of the quietest units on the market. Inside and out.

### POWER SAVER SERIES:

When you need HIGH-EFFICIENCY air conditioning that makes the best use of available power.

### SOFTSTART AIR CONDITIONERS:

The Coleman-Mach Soft Start, in the power-up phase, REDUCES the inrush amps up to 75%.

### ROUGHNECK SERIES:

Specifically built to operate in rough terrain.

### MARINEMACH:

High performance air conditioning in a package suitable for high humidity, salt water conditions.

### REPLACEMENT SHROUDS:

Impact resistant, textured and polished shrouds available in white or black.

## CLIMATE CONTROL ACCESSORIES

### CEILING ASSEMBLIES:

Coleman-Mach air conditioners require selecting a thermostat control either wall-mounted or mounted in the ceiling assembly. Within those choices are additional configurations based on individual requirements.

### THERMOSTATS:

Thermostats for use with Coleman-Mach air conditioners for RVs and specialty applications.

### CLIMATE CONTROL ACCESSORIES:

NEW products, now in shelf-ready retail packaging including Soft Start kits, Air Purifiers, AirSpace Heaters and replacement Air Filters.

### SPECIALTY AIR CONDITIONING:

Powerful PARKPAC and Two-Ton Plus air conditioners.

### CONVERSION KITS:

Dometic and Carrier to Coleman-Mach conversion kits.

### A/C and HEAT PUMP COMPONENTS:

Includes everything for a seamless, hassle-free installation.

Our air conditioners are available in various series, each offering unique features. They come in three common shroud profiles—Medium Profile, Low Profile, and Ultra-Low Profile — offered in a textured or polished finish, available in black or white.



### MEDIUM PROFILE DIMENSIONS

	Height	Width	Length
<b>Textured Exterior Shroud</b>	13.8"	26.1"	38.0"
<b>Polished Exterior Shroud</b>	13.9"	28.2"	38.2"



### LOW PROFILE DIMENSIONS

	Height	Width	Length
<b>Textured Exterior Shroud</b>	11.8"	26.1"	38.0"
<b>Polished Exterior Shroud</b>	11.9"	27.9"	37.8"



### ULTRA-LOW PROFILE DIMENSIONS

	Height	Width	Length
<b>Textured Exterior Shroud</b>	8.25"	28.4"	41.1"

## SIGNATURE SERIES AIR CONDITIONERS

38204-066	Medium	MACH 15, 15,000 BTU, A/C - Textured White
38204-069	Medium	MACH 15, 15,000 BTU, A/C - Textured Black
38204-065	Medium	MACH 15, 15,000 BTU A/C - Polished White
38204-068	Medium	MACH 15, 15,000 BTU A/C - Polished Black
38203-066	Medium	MACH 3 Plus, 13,500 BTU A/C - Textured White
38203-069	Medium	MACH 3 Plus, 13,500 BTU A/C - Textured Black
38203-065	Medium	MACH 3 Plus, 13,500 BTU A/C - Polished White
38203-068	Medium	MACH 3 Plus, 13,500 BTU A/C - Polished Black
35203-0762	Low	MACH 10, 13,500 BTU, A/C - Textured White
35203-0792	Low	MACH 10, 13,500 BTU, A/C - Textured Black
35204-0762	Low	MACH 10, 15,000 BTU, A/C - Textured White
35204-0752	Low	MACH 10, 15,000 BTU A/C - Polished White
35204-0782	Low	MACH 10, 15,000 BTU A/C - Polished Black
37203-076	Ultra-Low	MACH 8 Plus, 13,500 BTU, A/C - Textured White
37203-079	Ultra-Low	MACH 8 Plus, 13,500 BTU, A/C - Textured Black
37204-076	Ultra-Low	MACH 8 Plus, 15,000 BTU, A/C - Textured White
37204-079	Ultra-Low	MACH 8 Plus, 15,000 BTU, A/C - Textured Black
37201-076	Ultra-Low	MACH 8 Cub Plus, 9,200 BTU, A/C - Textured White

# CLIMATE CONTROL SOLUTIONS

## SIGNATURE SERIES AIR CONDITIONERS WITH CONDENSATE PUMP

37223-076	Ultra-Low	MACH 8 Plus, 13,500 BTU, A/C, Condensate Pump - TXT Black
37224-079	Ultra-Low	MACH 8 Plus, 15,000 BTU, A/C, Condensate Pump - TXT Black

## SIGNATURE SERIES HEAT PUMPS

38004-066	Medium	MACH 15 HP2 Heat Pump, 15,000 BTU - TXT White
38004-069	Medium	MACH 15 HP2 Heat Pump, 15,000 BTU - TXT Black
35004-0762	Low	MACH 10 Heat Pump, 15,000 BTU - TXT White
35004-0792	Low	MACH 10 Heat Pump, 15,000 BTU - TXT Black
37004-076	Ultra-Low	MACH 8 Plus Heat Pump, 15,000 BTU - TXT White
37004-079	Ultra-Low	MACH 8 Plus Heat Pump, 15,000 BTU - TXT Black

## SIGNATURE SERIES HEAT PUMPS WITH CONDENSATE PUMP

37024-076	Ultra-Low	MACH 8 Plus Heat Pump, 15,000 BTU - TXT White
37024-079	Ultra-Low	MACH 8 Plus, Heat Pump, 15,000 BTU - TXT Black
37023-076	Ultra-Low	MACH 8 Plus Heat Pump, 13,500 BTU - TXT White

## QUIET SERIES AIR CONDITIONERS

38204-0660	Medium	MACH 15 DQ, 15,000 BTU, Ducted A/C - TXT White
38204-0690	Medium	MACH 15 DQ, 15,000 BTU, Ducted A/C - TXT Black
38204-0663	Medium	MACH 15 NDQ, 15,000 BTU, Non-Ducted A/C - TXT White
38204-0693	Medium	MACH 15 NDQ, 15,000 BTU, Non-Ducted A/C - TXT Black
38204-0683	Medium	MACH 15 NDQ, 15,000 BTU, Non-Ducted A/C - PLD Black
38203-0660	Medium	MACH 3 DQ, 13,500 BTU, Ducted A/C - TXT White
38203-0690	Medium	MACH 3 DQ, 13,500 BTU, Ducted A/C - TXT Black
38203-0650	Medium	MACH 3 DQ, 13,500 BTU, Ducted A/C - PLD White
38203-0680	Medium	MACH 3 DQ, 13,500 BTU, Ducted A/C - PLD Black
38203-0663	Medium	MACH 3 NDQ, 13,500 BTU, Non-Ducted A/C - TXT White
38203-0693	Medium	MACH 3 NDQ, 13,500 BTU, Non-Ducted A/C - TXT Black
35203-0754	Low	MACH 10 DQ, 13,500 BTU, Ducted A/C - PLD White
35203-0784	Low	MACH 10 DQ, 13,500 BTU, Ducted A/C - PLD Black
35203-0793	Low	MACH 10 NDQ, 13,500 BTU, Non-Ducted A/C - TXT Black
35203-0753	Low	MACH 10 NDQ, 13,500 BTU Non-Ducted A/C - PLD White
35203-0783	Low	MACH 10 NDQ, 13,500 BTU, Non-Ducted A/C - PLD Black

## QUIET SERIES AIR CONDITIONERS WITH SOFT START

35203-0993	Low	MACH 10 NDQ, 13,500 BTU, Non-Ducted A/C, Soft Start - TXT Black
------------	-----	---

## QUIET SERIES POWERSAVER AIR CONDITIONERS

38209-0660	Medium	MACH 15 Quiet/PowerSaver, 15,000 BTU Ducted A/C - TXT White
38209-0690	Medium	MACH 15 Quiet/PowerSaver, 15,000 BTU Ducted A/C - TXT Black
38208-0660	Medium	MACH 3 Quiet/PowerSaver, 13,500 BTU Ducted A/C - TXT White
38208-0690	Medium	MACH 3 Quiet/PowerSaver, 13,500 BTU Ducted A/C - TXT Black
38207-0660	Medium	MACH 1 Quiet/PowerSaver, 11,000 BTU Ducted A/C - TXT White

# INDOOR COMFORT FOR THE GREAT OUTDOORS!

## QUIET SERIES HEAT PUMPS

35003-0794	Low	Mach 10 DQ, 13,500 BTU Ducted Heat Pump - TXT Black
------------	-----	---

## QUIET SERIES POWERSAVER HEAT PUMPS

38009-0650	Medium	MACH 15 Quiet/PowerSaver, 15,000 BTU Ducted Heat Pump - PLD White
38009-0690	Medium	MACH 15 Quiet/PowerSaver, 15,000 BTU Ducted Heat Pump - TXT Black

## ROUGHNECK SERIES

Designed and built specifically to continue to deliver high performance when subjected to the rigors of construction or off-road travel.

38203-0665	Medium	MACH 3 ROUGHNECK, 13,500 Btu, TXT White
38204-0665	Medium	MACH 15 ROUGHNECK, 15,000 Btu, TXT White
37204-0795	Ultra-Low	MACH 8 Plus ROUGHNECK, 15,000 Btu, TXT Black
37224-0795	Ultra-Low	MACH 8 Plus ROUGHNECK, 15,000 Btu, Condensate Pump, TXT Black

## MARINEMACH AIR CONDITIONER

A marine air conditioner with a baked enamel finish on metal surfaces, flexible hoses and epoxy coated fan motor housing.

38203-0666	Medium	MARINEMACH, 13,500 BTU, A/C, TXT White
------------	--------	--

**THESE UNITS FEATURE A TWO-YEAR LIMITED WARRANTY**

## REPLACEMENT SHROUDS



### MEDIUM PROFILE

8335A5261	MACH 7000, 8000, 4800 Series - Textured White
8335A5291	MACH 7000, 8000, 4800 Series - Textured Black
48204-5261	MACH 7000, 8000, 4800 Series - Polished White
48204-5291	MACH 7000, 8000, 4800 Series - Polished Black
9203-5261	MACH 9000 and 4900 Series - Textured White
9203-5291	MACH 9000 and 4900 Series - Textured Black
6727-3761	MINI-MACH 6700 Series - Textured White



### LOW PROFILE

45203-5261	MACH 10 Replacement Shroud - Textured White
45203-5291	MACH 10 Replacement Shroud - Textured Black
45403-5261	MACH 10 Replacement Shroud - Polished White
45403-5291	MACH 10 Replacement Shroud - Polished Black



### ULTRA-LOW PROFILE

47233-3261	MACH 8 Plus Replacement Shroud - Textured White
47233-3291	MACH 8 Plus Replacement Shroud - Textured Black





# CEILING ASSEMBLIES

## BLUETOOTH CEILING ASSEMBLY

*Climate controls . . .  
at the swipe of a finger!*



Keep an eye on the conditions inside your RV. The RV Climate app tells you all you need to know with just a swipe of your finger.

**AND . . .**

Constant fan noise is a thing of the past with the Bluetooth Ceiling Assembly. With the AUTO HIGH or LOW function in the app, the fan will shut off when the desired set point temperature is reached.

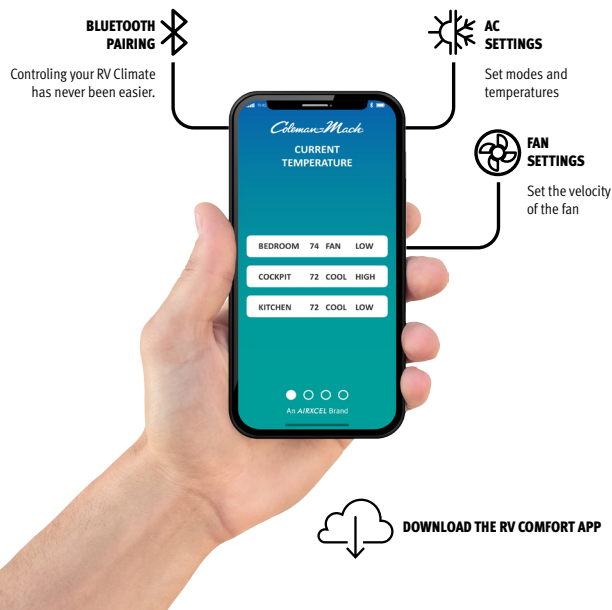
### KEY FEATURES:

- Omni-Directional Louvers
- Key Pad / Back-Lit LCD Screen
- Pop-Out Retainer Grilles
- Washable Filters
- Low Profile

### ADDITIONAL FEATURES

- 12 VDC power supply included
- Air distribution fan can run continuously or cycle off
- Replaces existing 8000 & 9000 series non-ducted ceiling assemblies
- Heat Strip Ready\*

*\*Not available on Cool Only Ceiling Assemblies*



9430-720

Bluetooth Ceiling Assembly, Cool Only, White

9430-725

Bluetooth Ceiling Assembly, Heat Ready, White

# Making the RV interior experience more comfortable for over 50 years!



## DELUXE FREE DELIVERY

Front and rear airflow dampers, pop-out grilles for easy access to washable air filters.

Electric heat strip ready | NON-DUCTED

9430E715	Cool Only, White
9430A717	Cool Only, Black
9630A715	Heat Pump, White

## FREE DELIVERY\* Wall Thermostat Controlled

Front and rear airflow dampers, pop-out grilles for easy access to washable air filters. Electric heat strip ready | NON-DUCTED

9430-4552	Plenum Kit, White
9430-4572	Plenum Kit, Black

*\*Wall thermostat and control package required for application.*

## DELUXE CHILLGrille™\*

Omni-directional louvers, front and rear airflow dampers, pop-out grilles for easy access to washable air filters.

NON-DUCTED

9430E7153	Free Delivery, Cool Only, White - Electric heat strip ready
9430-4553	Wall Thermostat Controlled*, White

*\*Wall thermostat and control package required for application.*

## CHILLGrille™

Low profile, specially designed louvers channel air directly into the RV interior. Close louvers to divert air through existing in-roof duct system. Pop-out grilles for easy access to washable air filters. **DUCTED APPLICATIONS ONLY**

8430A633	Cool Only, White
8430A634	Cool Only, Black
8430A635	Heat Ready, White
8430A6301	No Control Box, Straight-thru in roof ducting, front/rear air discharge, white

## CONTROL PACKAGES

9330C755	For Heat Ready Ceiling Assemblies - Cool Only, Heat Ready
8330-752	For Cool Only Ceiling Assemblies - Cool Only, Control Kit <i>(Image not available)</i>



## RECOMMENDED ENHANCEMENTS


AirSpace Heater - Electric heat kit for heat ready ceiling assemblies. Medium and Low profile units utilize a 5,600 BTU/h capacity heat strip while Ultra-Low profile (Mach 8 Plus) units utilize a 6,000 BTU/h capacity heat strip.

38203-4551

For use with 38xxx and 48xxx (Medium Profile) and 35xxx and 45xxx (Low Profile) Series Air Conditioners and Heat Pump

37203-4551

For use with 37xxx and 47xxx (Ultra-Low Profile) Series Air Conditioners and Heat Pumps



# THERMOSTATS



## SINGLE STAGE THERMOSTATS

9430A3543	BLUETOOTH Heat/Cool, 12VDC - Black
9630A3523	BLUETOOTH Heat Pump, 12VDC - White
7330-3861	Analog, Cool Only, 12VDC - Black
9430A3402	Digital, Cool Only, 12VDC, with plugs - Black, Digital Replacement for TStat 7330-3861

## 9330 and 9430 DIGITAL ZONE TSTATS & CONTROL PACKAGES

9 Series components are not backward compatible with previous 8 Series Numbers  
REPAIR PARTS ONLY

9330A3341	Black
9630A751	Heat Pump, Heat Ready (Use with 9330A3341 or 9330A3351)
9430A755	Heat Ready (Use with 9330A3341 or 9330A3351)
9430A751	Cool Only (Use with 9330A3341 or 9330A3351)
8330-5191	Room Sensor - White
8330-3101	Room Sensor - Black

## 8xxx DIGITAL ZONE TSTATS & CONTROL PACKAGES

Use Only To Replace Existing 8xxx Series Zone Thermostats Or Control Packages  
REPAIR PARTS ONLY

8330D3351	White
8330-5191	Room Sensor for Zone Thermostat - White

## NEW MULTI-ZONE TSTAT

Controls Air Conditioner, Heat Pump, Heat Strip and Furnace



9420A330

9420A330 components are not backward compatible and will only work with those control boxes listed below.

9420A330	Multizone Thermostat - Black
9430-754	Cool Only Control Box
9430-758	Cool/Heat Ready Control Box
9630-758	Heat Pump/Heat Ready Control Box
8330-5191	Room Sensor - White
8330-3101	Room Sensor - Black

- Sleek 4.3" Touch Screen
- Fully programmable for cooling and heating, including A/C on-board heat pump, heat strip, and a third party heater
- Single-stage gas heat, 2-stage electric heat from strip or heat pump. Smart programming optimizes heat source when more than one is available.
- Temperature setting range from 40°F - 99°F

This compact touchscreen controller manages cooling for any Coleman-Mach air conditioner and can control a heat pump or electric heating element if equipped. It also integrates with Suburban or third-party in-coach furnaces, using smart algorithms to optimize efficiency when multiple heat sources are available.



## NEW FOR 2025

Select Models ONLY



9420-351

9420-352

9420A382

## NEW SINGLE STAGE THERMOSTATS

THIS #	REPLACES	DESCRIPTION
9420-351	7330G3351 7330F3852	Analog, Heat/Cool, 12VDC - Black
9420-352	7330F3361	Analog, Cool Only, 12VDC - Black
9420A382	7330F3361 9430-3392 9430A3392	Digital, Cool Only, 12VDC - Black
9420A382	9630A3351 9630A3361	Digital, Heat Pump, 12VDC - Black, Used with Single Stage Heat Pump Control Package & Gas Furnace
9420A382	9630A3371 9430A3372	Digital, Heat/Cool, 12VDC - Black

## WIFI THERMOSTAT

9420-391 WiFi Accessible Digital Thermostat - Black



### Take Control of Your RV Comfort with a Smart Wi-Fi Thermostat!

- Adjust your AC and heat remotely where Wi-Fi is available.
- Customize settings with Eco, Comfort, and Scheduling modes.
- View local weather, humidity, and interior temperature on the screen.
- Control your RV's climate from your smartphone.
- Compatible with most Coleman-Mach ACs and heat pumps. Designed to work with our analog control boxes: 8330-752; 9330C755; 9530A751.
- Requires connection to a 2.4GHz Wi-Fi network.





# SPECIALTY AIR CONDITIONING

## PARKPAC™ AIR CONDITIONER

Cool down with the most powerful air conditioner for recreational park trailers. (This unit is NON UPS-able)

- Over 500 CFM Air Flow
- 13,500 BTU/h capacity (delivered) with 15.6 total Amp Draw
- EER of 9+ for cost efficient cooling
- Built In Mounting Pad
- Requires 24VAC residential thermostat that have a "C" wire

36413-012 PARKPAC Air Conditioner

6633-6151 Ducting Connector Kit



### SPECIFICATIONS

LENGTH	36"
WIDTH	21"
HEIGHT	16.125"
WEIGHT	116 lbs.*

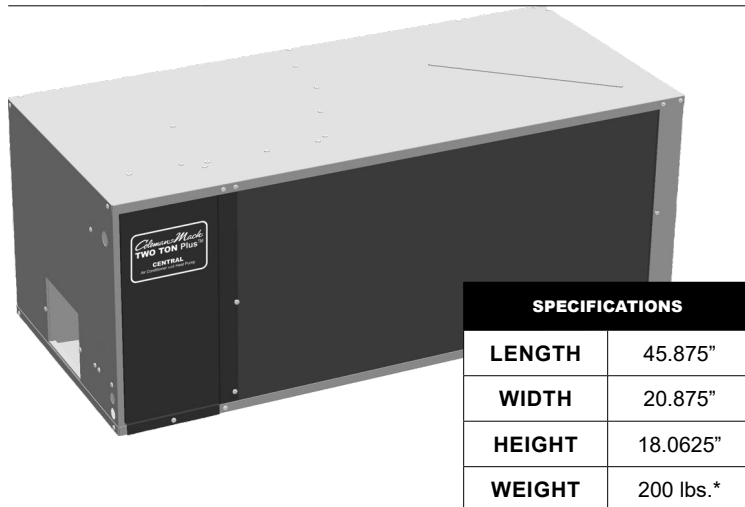
\*Unit Weight

## TWO TON PLUS™ CENTRAL AIR CONDITIONER with HEAT PUMP

Two compressors for powerful cooling and heating in one dynamite package! Installs on or underneath the floor of your RV. (This unit is NON UPS-able)

36515-011 TWO TON Plus Central A/C with H/P

6795C4351 Lifeline Wiring Harness



### SPECIFICATIONS

LENGTH	45.875"
WIDTH	20.875"
HEIGHT	18.0625"
WEIGHT	200 lbs.*

\*Installed Weight

## CONVERSION KITS

### CARRIER BRAND

Ducted Units Only

#### IF REPLACING ONE OF THE FOLLOWING CARRIER ROOFTOP AIR CONDITIONERS . . .

MODEL #	PART #	COLOR
Carrier Rooftop A/C Cool Only - DUCTED		
STANDARD A/C		
68RV14102A	99-00468-00	WHITE
68RV14102A	99-00468-20	BLACK
HIGH CAPACITY A/C		
68RV15102A	99-00468-08	WHITE
68RV15102A	99-00468-28	BLACK
LO-PROFILE HIGH CAPACITY A/C		
68RV15103A	99-00468-10	WHITE
68RV15103A	99-00468-32	BLACK
LO-PROFILE STANDARD A/C		
68RV14103A	99-00468-12	WHITE
68RV14103A	99-00468-30	BLACK

#### Carrier Ceiling Unit Cool Only - DUCTED

#### REMOTE COOL ONLY DUCTED

68RV0010KA	99-00469-06	WHITE
REMOTE COOL ONLY DUCTED - THICK		
68RV0010KS	99-00469-35	WHITE

#### USE THIS COLEMAN ADAPTER FOR USE WITH ANY COLEMAN-MACH ROOFTOP AIR CONDITIONER.

8330A5221

#### IF REPLACING ONE OF THE FOLLOWING CARRIER ROOFTOP HEAT PUMPS . . .

Carrier Rooftop Heat Pump - DUCTED		
STANDARD HEAT PUMP		
68RV11112A	99-00468-06	WHITE
68RV11112A	99-00468-26	BLACK
LO-PROFILE HEAT PUMP - DUCTED		
68RV14113A	99-00468-13	WHITE
68RV14113A	99-00468-33	BLACK
Carrier Ceiling Unit Heat Pump - DUCTED		
REMOTE HEAT PUMP - DUCTED		
68RV0011LA	99-00469-13	WHITE
REMOTE HEAT PUMP - DUCTED - THICK		
68RV0011KS	99-00469-36	WHITE
USE THIS ADAPTER FOR USE WITH ANY COLEMAN-MACH ROOFTOP HEAT PUMP.		
8530A5221		

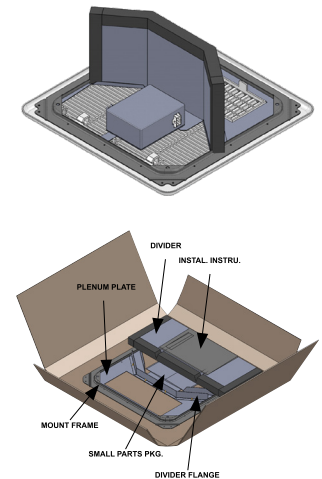
### AIR-VANTAGE CONVERSION KIT

Dometic™ to Coleman-Mach ducted ceiling assembly conversion kit for a/c or heat pump replacement.

**ONLY FOR USE with existing Dometic™ CT wall thermostat, control box, and ducted ceiling plenum.**

Easily upgrade to a Coleman-Mach AC or heat pump using your existing CT wall thermostat, control box, and ducted ceiling plenum. The kit includes the necessary electrical and mounting components. Not compatible with NON-CT thermostat systems.

*This kit is intended to allow replacement installation of a Coleman-Mach rooftop air conditioner or heat pump while still utilizing the original Dometic ducted ceiling grille with single zone control box and "CT" wall thermostat. NOTE: Not to be used to replace a rooftop unit with a 3 speed blower – for use with 2 speed, single zone control boxes only.*



9330A5521

Dometic to Coleman-Mach Conversion Kit

# COMPONENT OPTIONS FOR ALL AIR CONDITIONERS


MFG #	PROFILE	DESCRIPTION
<b>STEP 1: CHOOSE YOUR DESIRED ROOFTOP AIR CONDITIONER FROM THE PREVIOUS PAGES</b>		
<b>STEP 2: Choose (1) Free Delivery Ceiling Assembly (FDCA) [Required For Non-Ducted Ceiling Configuration]</b>		
9430-720	Fits All Profiles	Bluetooth Free Delivery Ceiling Assembly, Cool Only (FDCA) - White
9430-725	Fits All Profiles	Bluetooth Free Delivery Ceiling Assembly, Heat Ready (FDCA) - White
9430A717	Fits All Profiles	DELUXE Heat Ready Free Delivery Ceiling Assembly (FDCA) - Black
9430E715	Fits All Profiles	DELUXE Heat Ready Free Delivery Ceiling Assembly (FDCA) - White
9430E7153	Fits All Profiles	A/C DELUXE CHILLGRILLE Heat Ready Free Delivery Ceiling Assembly -White
<b>OR STEP 2(A): Choose (1) Non-Ducted Wall Thermostat Controlled (FDCA), (1) Wall T-stat &amp; (1) Control Package</b>		
9430-4552	Fits All Profiles	FDCA, Wall Thermostat Controlled , plenum only - White
9430-4572	Fits All Profiles	FDCA, Wall Thermostat Controlled, plenum only - Black
9430-4553	Fits All Profiles	FDCA with Omni-directional Louvers, Wall Thermostat Controlled, plenum only - White
9420-352	Fits All Profiles	Thermostat, Analog, Cool Only, 12VDC, Wall Mount - Black
9420-351	Fits All Profiles	Thermostat, Analog, Heat/Cool, 12VDC, Wall Mount - Black
9420A382	Fits All Profiles	Thermostat, Digital, Heat/Cool, Cool, Heat Pump, Dry Mode, 12VDC, Wall Mount - Black With Plugs
9420-391	Fits All Profiles	WiFi Accessible Digital Thermostat - Black
8330-752	Fits All Profiles	Control Package - Cool Only
9330C755	Fits All Profiles	Control Package - Heat Ready A/C
<b>OR STEP 2(B): Choose (1) Lateral Ducted Ceiling Assembly, Side Air Discharge &amp; (1) Wall T-Stat</b>		
8430A633	Fits All Profiles	CHILLGRILLE, Cool Only, White
8430A634	Fits All Profiles	CHILLGRILLE, Cool Only, Black
8430A635	Fits All Profiles	CHILLGRILLE, Heat Ready, White
8330A763	Fits All Profiles	Manual Control Ducted ADB, Cool Only, White (no thermostat required)
9420-352	Fits All Profiles	Thermostat, Analog, Cool Only, 12VDC, Wall Mount - Black
9420-351	Fits All Profiles	Thermostat, Analog, Heat/Cool, 12VDC, Wall Mount - Black
9420A382	Fits All Profiles	Thermostat, Digital, Heat/Cool, Cool, Heat Pump, Dry Mode, 12VDC, Wall Mount - Black With Plugs
9420-391	Fits All Profiles	WiFi Accessible Digital Thermostat - Black
<b>OR STEP 2(C): Choose (1) 24-V Lateral Ducted Ceiling Assembly &amp; (1) Wall Thermostat - For Park Models Only</b>		
8330A743	Fits All Profiles	Ducted Cool Only Ceiling Assembly, 24-V, without Thermostat
7330B3441	Fits All Profiles	Thermostat, Analog, Heat/Cool, 24-V, Wall Mount - White
<b>STEP 3: Additional Options For Air Conditioners</b>		
8430A6301	Fits All Profiles	CHILLGRILLE Plenum Only, No Control Package, White, For Straight-thru Ducting
37203-4551	Fits Ultra-Low Profiles	Electric Heat Kit For 37xxx Ultra-Low Profile units Only
38203-4551	Fits Medium / Low Profiles	Electric Heat Kit For 38xxx Medium and 35xxx Low Profile units Only
8333-3211	Fits All Profiles	9 Inch Long Bolt Package
<b>STEP 4: ENHANCEMENTS / ACCESSORIES</b>		
1497-3601	Fits All Profiles	Coleman-Mach Compressor Soft Start Kit
9430-3441	Fits All Profiles	MERV 6 Rated Ducted Ceiling Assembly Air Filters, 2-Pack
8430-3801	Fits All Profiles	MERV 6 Rated Non Ducted Ceiling Assembly Air Filters, 2-Pack
47233-4601	Fits Ultra-Low Profiles	iWave-M Air Purification System, 37xxx Ultra-Low Profile Models
48203-4601	Fits Medium & Low Profiles	iWave-M Air Purification System, 35xxx Low Profile & 38xxx Medium Profile Models

# COMPONENT OPTIONS FOR ALL HEAT PUMPS

MFG #	PROFILE	DESCRIPTION
<b>STEP 1: CHOOSE YOUR DESIRED ROOFTOP HEAT PUMP FROM THE PREVIOUS PAGES</b>		
<b>STEP 2: Choose (1) Free Delivery Ceiling Assembly (FDCA) [Required For Non-Ducted Ceiling Configuration]</b>		
9630-725	Fits All Profiles	Bluetooth Free Delivery Ceiling Assembly, Heat Ready, Heat Pump (FDCA) - White
9630A715	Fits All Profiles	DELUXE Heat Pump, Heat Ready, Free Delivery Ceiling Assembly (FDCA) -White
<b>OR STEP 2(A): Choose (1) Non-Ducted Wall Thermostat Controlled (FDCA) &amp; (1) Wall T-stat &amp; (1) Control Package</b>		
9430-4552	Fits All Profiles	Wall Thermostat Controlled (FDCA), plenum only - White
9430-4572	Fits All Profiles	Wall Thermostat Controlled (FDCA), plenum only - Black
9420A382	Fits All Profiles	Thermostat, Digital, Heat/Cool, Cool, Heat Pump, Dry Mode, 12VDC, Wall Mount - Black With Plugs
9420-391	Fits All Profiles	WiFi Accessible Digital Thermostat - Black
9530A751	Fits All Profiles	Control Package Heat Pump, Heat Ready
<b>OR STEP 2(B): Choose (1) Lateral Ducted Ceiling Assembly, Side Air Discharge &amp; (1) Wall Thermostat</b>		
8630A635	Fits All Profiles	CHILLGRILLE, Heat Pump, Heat Ready, White
9630-3351	Fits All Profiles	Thermostat, Digital, Heat Pump, 12VDC, Wall Mount - White
9420A382	Fits All Profiles	Thermostat, Digital, Heat/Cool, Cool, Heat Pump, Dry Mode, 12VDC, Wall Mount - Black With Plugs
9420-391	Fits All Profiles	WiFi Accessible Digital Thermostat - Black
<b>STEP 3: Additional Options For Heat Pumps</b>		
8430A6301	Fits All Profiles	CHILLGRILLE Plenum Only, No Control Package, White, For Straight-thru Ducting
37203-4551	Fits Ultra-Low Profiles	Electric Heat Kit For Ultra-Low Profile units Only
38203-4551	Fits Medium / Low Profiles	Electric Heat Kit For Medium and Low Profile units Only
8333-3211	Fits All Profiles	9 Inch Long Bolt Package
<b>STEP 4: ENHANCEMENTS / ACCESSORIES</b>		
1497-3601	Fits All Profiles	Coleman-Mach Compressor Soft Start Kit
9430-3441	Fits All Profiles	MERV 6 Rated Ducted Ceiling Assembly Air Filters, 2-Pack - REPLACEMENT FILTERS
8430-3801	Fits All Profiles	MERV 6 Rated Non Ducted Ceiling Assembly Air Filters, 2-Pack - REPLACEMENT FILTERS
47233-4601	Fits Ultra-Low Profiles	iWave-M Air Purification System, 37xxx Ultra-Low Profile Models
48203-4601	Fits Medium & Low Profiles	iWave-M Air Purification System, 35xxx Low Profile & 38xxx Medium Profile Models

## SOFT START KIT

Controls inrush current for a smooth progression to running voltage and eases as the motor reaches full power.



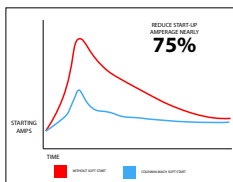
**SOFT START KIT**

Designed specifically for ALL Coleman-Mach Roof-Mounted Air Conditioners or Heat Pumps

- Reduces AC compressor starting amperage up to 75% depending on AC model
- Start and Run AC with less risk of tripping breakers
- Requires less starting current - great for off grid applications
- Ready to install

**Continuous Learning Feature:**

- The continuous learning feature allows the soft start to optimize a range of electrical parameters to work with varying load conditions. Its activation at the beginning of every start ensures the motor always operates within ideal settings.



## REPLACEMENT AIR FILTER SETS

Filters have precision, press-fit alignment to Coleman-Mach ducted and non-ducted ceiling assemblies; 90-day use replacement suggested. 2 per pack.



## AIR PURIFIERS

The *iWave-M* is a compact ion-generating bar that emits positive and negative ions as air flows past, purifying the air and killing airborne mold, bacteria and viruses.



**AIR PURIFIER**

The Coleman-Mach Accessories Bridge allows for internal installation, retail and operation of various ion-generating source devices (ionizing air purifiers) - all within the Coleman-Mach air conditioner ceiling assembly.

The iWave-M is a compact ion-generating bar - the same technology being used in hospitals and schools - that emits positive and negative ions as air flows past, purifying the air and killing airborne mold, bacteria and viruses.

The ionizer also helps reduce odors, smoke and volatile organic compounds (VOCs) as well as controls odors (cooking, pet, etc.) and other particles in the air without creating ozone or any harmful byproducts.

# Coleman-Mach

An AIRXCEL Brand

For decades, Coleman-Mach has been the trusted name in RV climate control, delivering industry-leading air conditioning solutions built for life on the road. Engineered for durability, performance, and efficiency, Coleman-Mach keeps RVers comfortable in any climate—so they can keep their cool on the road.

With a lineup that includes powerful air conditioners, heat pumps, and smart climate control accessories, Coleman-Mach provides reliable comfort from the hottest deserts to the most humid coastlines. Designed for adventure and built to last, our products ensure every journey is as cool and comfortable as home.

3050 N. St. Francis Street  
Wichita, KS 67219  
316.832.3400  
[www.coleman-mach.com](http://www.coleman-mach.com)  
[www.AIRXCEL.com](http://www.AIRXCEL.com)



*Specifications, features, and availability are subject to change without notice. Coleman-Mach is not responsible for printing errors or omissions. Images may be representative and may not reflect the latest product updates. Please consult your dealer or visit our website for the most current information.*